



Tithelands | | Harlow | CM19 5ND

Asking Price £320,000



Tithelands |

Harlow | CM19 5ND

Asking Price £320,000

A LARGE THREE BEDROOM TERRACED PROPERTY benefiting from a South facing garden and allocated parking space. The ground floor comprises of a spacious kitchen, lounge diner and WC. Upstairs benefits from three good-sized bedrooms and a family bathroom suite. Tithelands is located within the popular Katherines development on the outskirts of Harlow and is within walking distance to local schooling and amenities. The property is currently being let for £1,300 per calendar month.

- Three Bedrooms
- Allocated Parking
- Council Tax Band: C
- Mid-Terraced House
- Outskirts of Harlow
- EPC Rating: C

FRONT

Lawned area, concrete path.

ENTRANCE HALL

Double glazed front door, stairs to first floor. Internal doors to WC, kitchen and lounge.

WC

Double glazed window to front, radiator to wall. White toilet.





KITCHEN

A range of light oak style wall and base units with laminate work tops. Plumbing for washing machine and inset sink unit. Radiator to wall, double glazed window to front, wall mounted gas boiler serving hot water and heating.

LOUNGE

Double glazed patio door and window to rear, radiator to wall.

LANDING

Stairs to ground floor. Internal doors to bedrooms and bathroom. Large storage cupboard.

BEDROOM ONE

Double glazed window to front, radiator to wall. Airing cupboard housing hot water cylinder. Wardrobe recess now converted to give an extra door into the bathroom.

BEDROOM TWO

Double glazed window to rear, radiator to wall.

BEDROOM THREE

Double glazed window to rear, radiator to wall.

BATHROOM

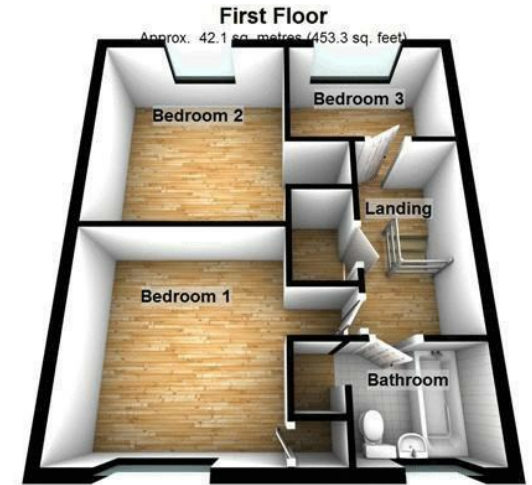
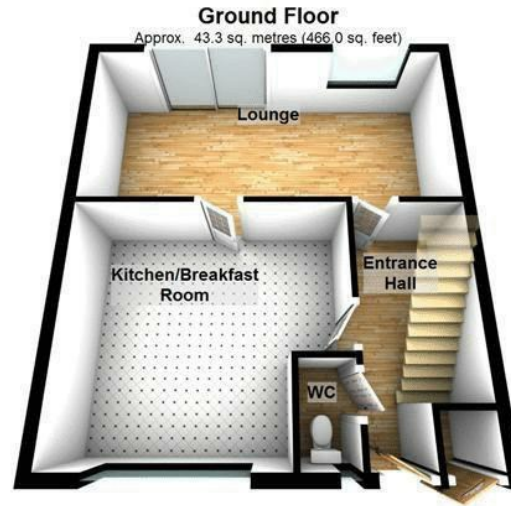
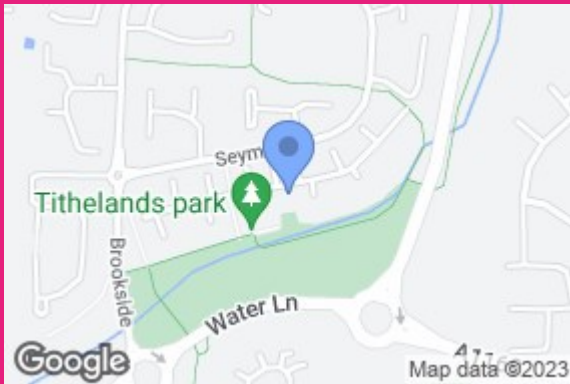
White bathroom suite with tiled walls, radiator to wall, double glazed window to front.

GARDEN

The rear garden is South-facing with patio and timber fencing with gate leading out to playing fields. Various shrubs and trees.

PARKING

To the front there is a single hard standing for one car.



Total area: approx. 85.4 sq. metres (919.3 sq. feet)

Important: The 3D plan is only intended as a guide to the layout of the property, and is not designed to look exactly like the real property. Flooring, wall coverings and so on will not match the actual property.
Plan produced using The Mobile Agent.

Energy Efficiency Rating		Environmental Impact (CO ₂) Rating																												
Current	Potential	Current	Potential																											
<table border="1"> <tr><td>Very energy efficient - lower running costs</td></tr> <tr><td>(92-100) A</td></tr> <tr><td>(81-91) B</td></tr> <tr><td>(69-80) C</td></tr> <tr><td>(55-68) D</td></tr> <tr><td>(39-54) E</td></tr> <tr><td>(21-38) F</td></tr> <tr><td>(1-20) G</td></tr> <tr><td>Not energy efficient - higher running costs</td></tr> </table>	Very energy efficient - lower running costs	(92-100) A	(81-91) B	(69-80) C	(55-68) D	(39-54) E	(21-38) F	(1-20) G	Not energy efficient - higher running costs	<table border="1"> <tr><td>87</td></tr> <tr><td>74</td></tr> </table>	87	74	<table border="1"> <tr><td>Very environmentally friendly - lower CO₂ emissions</td></tr> <tr><td>(02-10) A</td></tr> <tr><td>(11-19) B</td></tr> <tr><td>(20-29) C</td></tr> <tr><td>(30-39) D</td></tr> <tr><td>(40-49) E</td></tr> <tr><td>(50-59) F</td></tr> <tr><td>(60-69) G</td></tr> <tr><td>Not environmentally friendly - higher CO₂ emissions</td></tr> </table>	Very environmentally friendly - lower CO ₂ emissions	(02-10) A	(11-19) B	(20-29) C	(30-39) D	(40-49) E	(50-59) F	(60-69) G	Not environmentally friendly - higher CO ₂ emissions	<table border="1"> <tr><td></td></tr> <tr><td></td></tr> <tr><td></td></tr> <tr><td></td></tr> <tr><td></td></tr> <tr><td></td></tr> <tr><td></td></tr> </table>							
Very energy efficient - lower running costs																														
(92-100) A																														
(81-91) B																														
(69-80) C																														
(55-68) D																														
(39-54) E																														
(21-38) F																														
(1-20) G																														
Not energy efficient - higher running costs																														
87																														
74																														
Very environmentally friendly - lower CO ₂ emissions																														
(02-10) A																														
(11-19) B																														
(20-29) C																														
(30-39) D																														
(40-49) E																														
(50-59) F																														
(60-69) G																														
Not environmentally friendly - higher CO ₂ emissions																														
England & Wales	EU Directive 2002/91/EC	England & Wales	EU Directive 2002/91/EC																											

Equity House
4-6 Market Street
Harlow
Essex
CM17 0AH
01279 400444
hello@clarknewman.co.uk